

125 Catherine Ave  
Muskegon, MI 49442  
(231) 720-3100  
(231) 720-3105 (fax)  
www.mcovenantacademy.org

---

December 18, 2020

Dear Parents and Community Members:

We are pleased to present you with the Annual Education Report (AER) which provides key information on the 2019-20 educational progress for the Muskegon Covenant Academy (MCA). The AER addresses the complex reporting information required by federal and state laws. The school's report contains information about student assessment, accountability, and teacher quality. If you have any questions about the AER, please contact Amanda Acker for assistance.


The AER is available for you to review electronically by visiting the following web site <https://bit.ly/3h3vDWv>, or you may review a copy in the main office at your child's school.

For the 2019-20 school year, schools were identified using definitions and labels as required in the Every Student Succeeds Act (ESSA). A Targeted Support and Improvement (TSI) school is one that has at least one underperforming student subgroup. An Additional Targeted Support (ATS) school is one that has a student subgroup performing at the same level as the lowest 5% of all schools in the state. A Comprehensive Support and Improvement (CSI) school is one whose performance is in the lowest 5% of all schools in the state or has a graduation rate at or below 67%. Some schools are not identified with any of these labels. In these cases, no label is given. Muskegon Covenant Academy has not been given one of these labels.

Muskegon Covenant Academy is now in its seventh year of operation. MCA is an alternative school offering a blended instruction curriculum model. Our students use an online curriculum provider, Edgenuity, and highly-qualified content area teachers to deliver the Michigan Merit Curriculum (MMC) to our students. One of our key challenges is improving graduation rates. MCA has restricted its education delivery model that focuses on the core curriculum in morning sessions and more focused and targeted invention in the afternoon. Data is used to identify those students who are found to have

---

RETENTION | PROGRESS | GRADUATION



125 Catherine Ave  
Muskegon, MI 49442  
(231) 720-3100  
(231) 720-3105 (fax)  
[www.m covenantacademy.org](http://www.m covenantacademy.org)

---


a gap in learning and highly qualified teachers provided direct, targeted instruction.

State law requires that we also report additional information.

1. Muskegon Covenant Academy is a year-round school that has an open enrollment policy. The enrollment process involves completing an enrollment packet, a hearty orientation process in which the student and family are educated on the expectations of all students, and other policies and procedures associated with being a student at MCA.
2. Muskegon Covenant Academy will begin to utilize MiCIP moving forward which incorporates the school improvement plan. Part of the school improvement plan that is being implemented is the restructuring of the academic delivery model which includes targeted intervention and also an Advisory curriculum that focuses on student mindsets which expresses care for all students while challenging growth. More focus will also be placed on preparing students for post-secondary life.
3. Muskegon Covenant Academy provides at-risk, dropout youth ages 16-22, the opportunity to earn a high school diploma, improve their life skills, and continue on to post-secondary education or employment. MCA focuses on youth who are dropouts, homeless, living in poverty, teen parents or expectant parents, and those that have been disenfranchised. Our school works to break down barriers so students have the opportunity to achieve their high school diploma. We offer a blended learning program and flexible, year-round classes that enables us to provide an individualized education for each student which allows them to work at their own pace. Our staff works towards preventing poverty, underachievement, and homelessness for our students, while offering hope, encouragement, and greater opportunities for success.
4. Our students use an online curriculum provider, Edgenuity, and highly-qualified content area teachers to deliver the Michigan Merit Curriculum (MMC) to our students.

---

RETENTION | PROGRESS | GRADUATION




125 Catherine Ave  
 Muskegon, MI 49442  
 (231) 720-3100  
 (231) 720-3105 (fax)  
 www.mccovenantacademy.org

5. Results from the NWEA Assessment for the previous two years are as follows:

<b>NWEA Math Average RIT Score</b>	
<b>Winter 2018-19</b>	<b>Winter 2019-20</b>
201.4	207.3
<b>NWEA Reading Average RIT Score</b>	
<b>Winter 2018-19</b>	<b>Winter 2019-20</b>
202.8	202.5

- 6. As a part of its school improvement plan, Muskegon Covenant Academy will begin to hold traditional parent-teacher conferences. Currently, teachers meet with students for one-on-one academic advising sessions which focus on academic progress, progress towards graduation and planning for post-secondary opportunities.
- 7. Muskegon Covenant Academy currently does not have any students that are a part of a dual enrollment program or Advanced Placement/International Baccalaureate classes.

In closing, I am proud of the accomplishments of our students and graduates and am encouraged with all of the hard work and dedication of our staff as they work to further the educational goals of our students. We continue to build and implement the best people and systems to graduate students that are successful and contributing citizens of our community.

Sincerely,  
  
 Mia Clark, School Leader

## Annual Education Report Muskegon Covenant Academy (61906)

## High School Graduation: Four-Year Adjusted Cohort Rate

Student Group	Baseline Data (2016)	Most Recent Results (2019)	Interim Objective (2020)	Interim Objective (2022)	Long-Term Target (2025)
All Students	79.79%	17.54%	86.30%	89.56%	94.44%
Black or African American	67.31%	18.18%	79.37%	85.40%	94.44%
Hispanic of Any Race	72.07%	<10	82.01%	86.99%	94.44%
Two or More Races	74.74%	<10	83.50%	87.88%	94.44%
White	83.48%	<10	88.35%	90.79%	94.44%
Economically Disadvantaged	67.48%	17.54%	79.46%	85.46%	94.44%
English Learners	72.14%	<10	82.05%	87.01%	94.44%
Students With Disabilities	57.12%	<10	73.71%	82.00%	94.44%

## Annual Education Report Muskegon Covenant Academy (61906)

## Professional Qualifications of All Public Elementary and Secondary School Teachers

	Other	B.A.	M.A.	Ph.D.
Muskegon Covenant Academy (61906)	0	6	3	0
Muskegon Covenant Academy (02490)	0	6	3	0

Professional Qualifications are defined by the State and may include information such as the degrees of public school teachers (e.g., percentage of teachers with Bachelors Degrees or Masters Degrees) or the percentage of fully certified teachers

## Inexperienced Teachers

	Total Number of Staffing Group	Number Inexperienced	Percent Inexperienced	Count High-Poverty Schools	Percent High-Poverty Schools	Count Low-Poverty Schools	Percent Low-Poverty Schools
Muskegon Covenant Academy (61906)	9.00	2.00	22.2%	2.00	22.2%	N/A	N/A
Muskegon Covenant Academy (02490)	9.00	2.00	22.2%	2.00	22.2%	N/A	N/A

## Inexperienced Principals and Other School Leaders

	Total Number of Staffing Group	Number Inexperienced	Percent Inexperienced	Count High-Poverty Schools	Percent High-Poverty Schools	Count Low-Poverty Schools	Percent Low-Poverty Schools
Muskegon Covenant Academy (61906)	1.00	0.00	0.0%	0.00	0.0%	N/A	N/A

## Teacher Emergency or Provisional Credentials

	Total Number of Teachers	Number with Emergency or Provisional Credentials	Percent with Emergency or Provisional Credentials	Count High-Poverty Schools	Percent High-Poverty Schools	Count Low-Poverty Schools	Percent Low-Poverty Schools
Muskegon Covenant Academy (61906)	9.00	0.00	0.0%	0.00	0.0%	N/A	N/A
Muskegon Covenant Academy (02490)	9.00	0.00	0.0%	0.00	0.0%	N/A	N/A

## Out-of-Field Teachers

	Total Number of Teachers	Number of Out-of-Field Teachers	Percent of Out-of-Field Teachers	Count High-Poverty Schools	Percent High-Poverty Schools	Count Low-Poverty Schools	Percent Low-Poverty Schools
--	--------------------------	---------------------------------	----------------------------------	----------------------------	------------------------------	---------------------------	-----------------------------

## Annual Education Report Muskegon Covenant Academy (61906)

## Out-of-Field Teachers

	Total Number of Teachers	Number of Out-of-Field Teachers	Percent of Out-of-Field Teachers	Count High-Poverty Schools	Percent High-Poverty Schools	Count Low-Poverty Schools	Percent Low-Poverty Schools
Muskegon Covenant Academy (61906)	9.00	2.00	22.2%	2.00	22.2%	N/A	N/A
Muskegon Covenant Academy (02490)	9.00	2.00	22.2%	2.00	22.2%	N/A	N/A

## Annual Education Report Muskegon Covenant Academy (61906)

## NAEP Grade 4 Math

	Percent of Students	Percent below Basic	Percent Basic	Percent Proficient	Percent Advanced
All Students	100	24	41	29	7
Male	51	22	40	30	8
Female	49	25	42	28	5
National Lunch Program Eligibility	51	36	44	18	2
Eligible	49	12	37	40	11
Not Eligible	‡	‡	‡	‡	‡
Info not available					
Race/Ethnicity					
White	65	15	41	36	8
Black or African American	17	51	39	9	1
Hispanic	9	34	45	17	4
Asian	3	9	32	37	22
Asian &#8225		‡	‡	‡	‡
American Indian or Alaska Native	‡	‡	‡	‡	‡
Native Hawaiian or Other Pacific Islander	5	29	42	22	7
Two or More Races					
Student classified as having a disability	11	60	29	10	1
SD	89	19	42	31	7
Not SD					
Student is an English Language Learner	10	37	46	14	2
ELL	90	22	40	31	7
Not ELL					

‡ Reporting Standards not met. Note: Observed differences are not necessarily statistically significant. Detail may not sum to total because of rounding. SOURCE: U.S. Department of Education. Institute for Education Sciences. National Center for Education Statistics. National Assessment of Educational Progress (NAEP) 2019 Mathematics Achievement.

**Regardless of location selected, data are displayed at the state level only.**

## Annual Education Report Muskegon Covenant Academy (61906)

## NAEP Grade 8 Math

	Percent of Students	Percent below Basic	Percent Basic	Percent Proficient	Percent Advanced
All Students	32	68	31	9	
Male	51	33	67	31	10
Female	49	31	69	31	7
National Lunch Program Eligibility					
Eligible	4	48	52	16	3
Not Eligible	55	19	81	43	13
Info not available	‡	‡	‡	‡	‡
Race/Ethnicity					
White	70	25	75	37	11
Black or African American	15	64	36	9	1
Hispanic	8	41	59	16	2
Asian	3	14	86	52	21
American Indian or Alaska Native	‡	‡	‡	‡	‡
Native Hawaiian or Other Pacific Islander	‡	‡	‡	‡	‡
Two or More Races	4	39	61	24	4
Student classified as having a disability					
SD	10	75	25	5	0
Not SD	90	27	73	34	9
Student is an English Language Learner					
ELL	6	60	40	8	1
Not ELL	94	30	70	32	9

‡ Reporting Standards not met. NOTE: Observed differences are not necessarily statistically significant. Detail may not sum to total because of rounding. SOURCE: U.S. Department of Education. Institute for Education Sciences. National Center for Education Statistics. National Assessment of Educational Progress (NAEP) 2019 Mathematics Achievement.

**Regardless of location selected, data are displayed at the state level only.**



## Annual Education Report Muskegon Covenant Academy (61906)

## NAEP Grade 4 Reading

	Percent of Students	Percent below Basic	Percent Basic	Percent Proficient	Percent Advanced
All Students	100	36	64	32	7
Male	51	40	60	28	6
Female	49	32	68	36	9
National Lunch Program Eligibility					
Eligible	53	49	51	20	3
Not Eligible	47	21	79	45	13
Info not available	‡	‡	‡	‡	‡
Race/Ethnicity					
White	65	29	71	37	9
Black or African American	18	58	42	15	2
Hispanic	9	50	50	18	2
Asian	3	18	82	44	15
American Indian or Alaska Native	‡	‡	‡	‡	‡
Native Hawaiian or Other Pacific Islander	‡	‡	‡	‡	‡
Two or More Races	5	33	67	35	8
Student classified as having a disability					
SD	10	74	26	10	1
Not SD	90	31	69	34	8
Student is an English Language Learner					
ELL	11	57	43	14	3
Not ELL	89	33	67	34	8

# Rounds to zero

‡ Reporting Standards not met. NOTE: Observed differences are not necessarily statistically significant. Detail may not sum to total because of rounding. SOURCE: U.S. Department of Education, Institute of Education Sciences, National Center for Education Statistics, National Assessment of Educational Progress (NAEP), 2019 Reading Assessment.

**Regardless of location selected, data are displayed at the state level only.**

## Annual Education Report Muskegon Covenant Academy (61906)

## NAEP Grade 8 Reading

	Percent of Students	Percent below Basic	Percent Basic	Percent Proficient	Percent Advanced
All Students	100	27	73	31	3
Male	51	32	68	26	2
Female	49	21	79	37	3
National Lunch Program Eligibility					
Eligible	47	39	61	19	1
Not Eligible	52	15	85	43	4
Info not available	‡	‡	‡	‡	‡
Race/Ethnicity					
White	70	22	78	35	3
Black or African American	15	48	52	12	0
Hispanic	8	36	64	22	1
Asian/Native Hawaiian or Pacific Islander	3	14	86	56	6
American Indian or Alaska Native	‡	‡	‡	‡	‡
Two or More Races	‡	‡	‡	‡	‡
Islander	4	23	77	40	5
Student classified as having a disability					
SD	11	71	29	5	0
Not SD	89	21	79	35	3
Student is an English Language Learner					
ELL	6	57	43	6	0
Not ELL	94	25	75	33	3

# Rounds to zero

‡ Reporting Standards not met. NOTE: Observed differences are not necessarily statistically significant. Detail may not sum to total because of rounding. SOURCE: U.S. Department of Education, Institute of Education Sciences, National Center for Education Statistics, National Assessment of Educational Progress (NAEP), 2019 Reading Assessment.

**Regardless of location selected, data are displayed at the state level only.**

## Annual Education Report Muskegon Covenant Academy (61906)

## NAEP Participation Data

Grade	Subject	Participation Rate for Students with Disabilities	Standard Error	Participation Rate for Limited English Proficient Students	Standard Error
4	Math	86.9	2.25	97	0.97
	Reading	85.4	2.57	98	1.04
8	Math	81.9	2.48	95	1.79
	Reading	83.3	2.41	91	3.97

*The National Assessment of Educational Progress (NAEP) is periodically administered by the U.S. Department of Education based on assessments administered to samples of students in each state. Federal regulations require the display of state level NAEP data on the Annual Education Report. These data represent the performance of the most recent sample of Michigan students on the NAEP.*

## Annual Education Report Muskegon Covenant Academy (61906)

## Sec. 1003 School Improvement Fund

District Name	School Name	Type of School	Funds Received	Strategies Implemented
---------------	-------------	----------------	----------------	------------------------

No Data to Display